

# QUILTON

PRODUCT FACT SHEET



## QUILTON

DESIGN BY DOSHI LEVIEN, 2021

Described by the designers as a 'quilted landscape sofa system', Quilton serves as a central platform for living, working, socializing and relaxing. Offering a wide assortment of different modules, Doshi Levien's multi-functional sofa provides the flexibility of a modular system with generous dimensions and sculpted forms. Its numerous upholstery choices include mono, duo, or with a black contrasting platform, with the finely-detailed quilted upholstery encapsulating the softness and volume of the foam and wadding seats and creating exceptional comfort. Quilton takes sofa design to a new level of versatility that makes it suitable for a wide range of domestic and public spaces.

### HIGHLIGHTS

- Quilton is a multi-functional sofa designed by Doshi Levien with the flexibility of a modular system.
- The quilted upholstery encapsulates the softness and volume of the foam and wadding seats, offering a high level of comfort.
- The modules can be customised into individual sofa combinations.
- Available in a wide variety of fabric and leather options with or without a contrast base.
- Also available in selected duo combinations.
- FSC™ certified.
- Suitable for a wide variety of private and public environments.
- Qualified for contract use.

---

### MATERIALS

#### FRAME

FSC-certified wood construction with a spring system and non-woven fabric bottom.

#### FRONT, BACK & BASE

Full upholstered wadded PU foam with fabric or leather.

#### CONTRAST BASE

Upholstered with black Article 013-Flume from Maharam.

#### LEGS

Ø80 mm black stained solid beech incl. felt pads.

### OPTIONS

CMHR foam (fire retardant).  
Quilton cushion.

### CONSTRUCTION

Blindframe construction in FSC-certified plywood, chipboard and spruce wood with polyurethane foam and wadding. Incl. Nozag springs. Fully upholstered with Fibertex bottom. Legs turned in solid beech wood with felt pads. The modules are premounted with hooks and receivers in steel for connecting and black removable nylon handles for easier carriage.

### COUNTRY OF ORIGIN

Poland

### FABRIC & LEATHER UPHOLSTERY

Please see our Fabric Overview for approved standard fabrics.  
The stitching details also continue down the back and the armrest of the leather variants.

[LINK TO OVERVIEW](#)

**FABRIC & LEATHER COMBINATIONS**

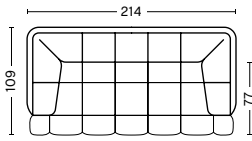
FRONT		BACK & BASE
LINARA 415		MODE 026
STEELCUT TRIO 133		REMIX 143
VIDAR 1062		ATLAS 981
RAAS 942		STEELCUT TRIO 976
REMIX 356		HALLINGDAL 370
VIDAR 0123		ATLAS 111
ATLAS 881		FLAMIBER* DARK BLUE J4
HALLINGDAL 773		REMIX 773
FIORD 721		REMIX 823

FRONT		BACK & BASE
RAAS 952		ATLAS 411
RAAS 662		ATLAS 681
MODE 002		REMIX 123
MODE 014		ATLAS 411
HALLINGDAL 407		CANVAS 446
FIORD 442		REMIX 252
HALLINGDAL 596		CANVAS 576

\*Not available in UK

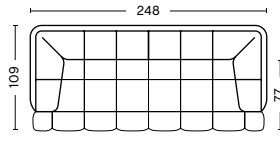
## DIMENSIONS

### FREE STANDING



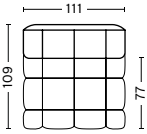
#### 2 SEATER

WIDTH 214 CM | 84.25"  
 DEPTH 109 CM | 43"  
 HEIGHT 72 CM | 28.25"  
 SEAT HEIGHT 41 CM | 16.25"  
 SEAT DEPTH 77 CM | 30.25"



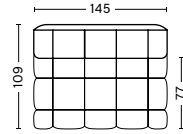
#### 3 SEATER

WIDTH 248 CM | 97.75"  
 DEPTH 109 CM | 43"  
 HEIGHT 72 CM | 28.25"  
 SEAT HEIGHT 41 CM | 16.25"  
 SEAT DEPTH 77 CM | 30.25"



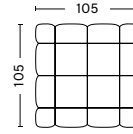
#### 203FS | NARROW

WIDTH 111 CM | 43.75"  
 DEPTH 109 CM | 43"  
 HEIGHT 72 CM | 28.25"  
 SEAT HEIGHT 41 CM | 16.25"  
 SEAT DEPTH 77 CM | 30.25"



#### 303FS | WIDE

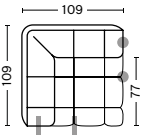
WIDTH 145 CM | 57"  
 DEPTH 109 CM | 43"  
 HEIGHT 72 CM | 28.25"  
 SEAT HEIGHT 41 CM | 16.25"  
 SEAT DEPTH 77 CM | 30.25"



#### OTTOMAN 05

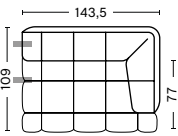
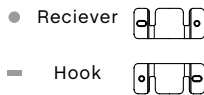
WIDTH 105 CM | 41.25"  
 DEPTH 105 CM | 41.25"  
 HEIGHT 41 CM | 16.25"

### CONNECTABLE MODULES



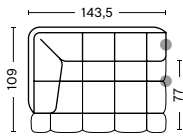
#### 100 | CORNER MODULE

WIDTH 109 CM | 43"  
 DEPTH 109 CM | 43"  
 HEIGHT 72 CM | 28.25"  
 SEAT HEIGHT 41 CM | 16.25"  
 SEAT DEPTH 77 CM | 30.25"



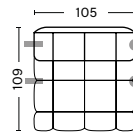
#### 201 | NARROW MODULE | RIGHT

WIDTH 143,5 CM | 56.5"  
 DEPTH 109 CM | 43"  
 HEIGHT 72 CM | 28.25"  
 SEAT HEIGHT 41 CM | 16.25"  
 SEAT DEPTH 77 CM | 30.25"



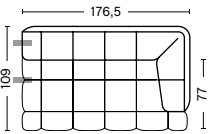
#### 202 | NARROW MODULE | LEFT

WIDTH 143,5 CM | 56.5"  
 DEPTH 109 CM | 43"  
 HEIGHT 72 CM | 28.25"  
 SEAT HEIGHT 41 CM | 16.25"  
 SEAT DEPTH 77 CM | 30.25"



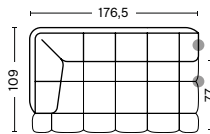
#### 203 | NARROW MIDDLE MODULE

WIDTH 105 CM | 41.25"  
 DEPTH 109 CM | 43"  
 HEIGHT 72 CM | 28.25"  
 SEAT HEIGHT 41 CM | 16.25"  
 SEAT DEPTH 77 CM | 30.25"



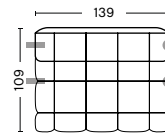
#### 301 | WIDE MODULE | RIGHT

WIDTH 176,5 CM | 69.5"  
 DEPTH 109 CM | 43"  
 HEIGHT 72 CM | 28.25"  
 SEAT HEIGHT 41 CM | 16.25"  
 SEAT DEPTH 77 CM | 30.25"



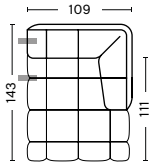
#### 302 | WIDE MODULE | LEFT

WIDTH 176,5 CM | 69.5"  
 DEPTH 109 CM | 43"  
 HEIGHT 72 CM | 28.25"  
 SEAT HEIGHT 41 CM | 16.25"  
 SEAT DEPTH 77 CM | 30.25"

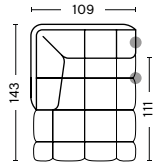


#### 303 | WIDE MIDDLE MODULE

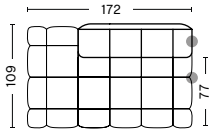
WIDTH 139 CM | 54.75"  
 DEPTH 109 CM | 43"  
 HEIGHT 72 CM | 28.25"  
 SEAT HEIGHT 41 CM | 16.25"  
 SEAT DEPTH 77 CM | 30.25"



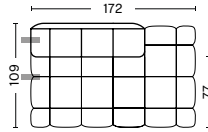
401 | CHAISE LONGUE MODULE | RIGHT  
WIDTH 109 CM | 43"  
DEPTH 143 CM | 56.25"  
HEIGHT 72 CM | 28.25"  
SEAT HEIGHT 41 CM | 16.25"  
SEAT DEPTH 111 CM | 43.75"



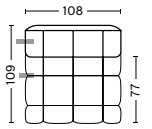
402 | CHAISE LONGUE MODULE | LEFT  
WIDTH 109 CM | 43"  
DEPTH 143 CM | 56.25"  
HEIGHT 72 CM | 28.25"  
SEAT HEIGHT 41 CM | 16.25"  
SEAT DEPTH 111 CM | 43.75"



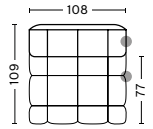
411 | CHAISE LONGUE MODULE | RIGHT  
WIDTH 172 CM | 43"  
DEPTH 109 CM | 43"  
HEIGHT 72 CM | 28.25"  
SEAT HEIGHT 41 CM | 16.25"  
SEAT DEPTH 77 CM | 30.25"



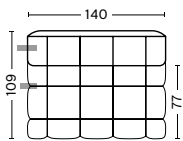
412 | CHAISE LONGUE MODULE | LEFT  
WIDTH 172 CM | 43"  
DEPTH 109 CM | 43"  
HEIGHT 72 CM | 28.25"  
SEAT HEIGHT 41 CM | 16.25"  
SEAT DEPTH 77 CM | 30.25"



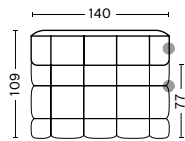
501 | NARROW MODULE | RIGHT  
W/O ARMREST  
WIDTH 108 CM | 42.5"  
DEPTH 109 CM | 43"  
HEIGHT 72 CM | 28.25"  
SEAT HEIGHT 41 CM | 16.25"  
SEAT DEPTH 77 CM | 30.25"



502 | NARROW END MODULE | LEFT  
W/O ARMREST  
WIDTH 108 CM | 42.5"  
DEPTH 109 CM | 43"  
HEIGHT 72 CM | 28.25"  
SEAT HEIGHT 41 CM | 16.25"  
SEAT DEPTH 77 CM | 30.25"



601 | WIDE END MODULE | RIGHT  
W/O ARMREST  
WIDTH 140 CM | 55.25"  
DEPTH 109 CM | 43"  
HEIGHT 72 CM | 28.25"  
SEAT HEIGHT 41 CM | 16.25"  
SEAT DEPTH 77 CM | 30.25"



602 | WIDE END MODULE | LEFT  
W/O ARMREST  
WIDTH 140 CM | 55.25"  
DEPTH 109 CM | 43"  
HEIGHT 72 CM | 28.25"  
SEAT HEIGHT 41 CM | 16.25"  
SEAT DEPTH 77 CM | 30.25"

## QUILTON OVERVIEW

Please see our Quilton overview including suggested combinations.

[LINK TO OVERVIEW](#)

## SUSTAINABILITY

HAY focuses on developing long-lasting products that minimise our environmental impact. We optimise the use of sustainable materials such as recycled materials, FSC-certified wood and water-based lacquer, with a growing number of eco-certified products. We have strict regulatory requirements, and the majority of our products are tested to comply with international standards for strength, durability and safety.

[LINK TO ENVIRONMENTAL PROFILE](#)

## CERTIFICATES



FSC™ LABEL MIX

Made from FSC™-certified wood and other controlled materials.

## TESTS

EN 16139:2013

Furniture–Strength, durability and safety–Requirements for non-domestic seating.

L2 Extreme use–Loading according to Test severity L2.

ANSI/BIFMA X5.4-2020

American National Standard For Office

Furnishings – Public and Lounge Seating – Tests.

## WARRANTY

HAY provides a 5-year product warranty.

Please contact the HAY sales team for further information about the warranty terms and conditions.

## CARE & MAINTENANCE

Our Care & Maintenance offers guidance for optimal maintenance of your HAY product. It includes advice and instructions on cleaning and caring for specific materials to prolong the life of your furniture. Find the guide at hay.com.

[LINK TO CARE & MAINTENANCE](#)

## DOWNLOADS

Packshots and lifestyle photos, 2D / 3D files, care and maintenance, instructions, test certificates, product fact sheets, and product presentations are available in our Image Bank at hay.com.

[LINK TO DIGITAL LIBRARY](#)



## QILTON CUSHION

Designed by Doshi Levien, the Quilton Cushion features the same quilted design as the rest of the modular Quilton sofa series, adding softness, comfort and colour to the sofa. The inside is filled with fibre balls made of 100% recycled post-consumer polyester and the outer cover is available in a variety of fabric options. Contrasting colours and textiles can be mixed to create an individual look for your sofa.

### DIMENSIONS



WIDTH 57 CM | 22.44"  
DEPTH 19.74 CM | 7.77"  
HEIGHT 48 CM | 18.89"

### MATERIALS

#### FILLING

Fibres made of 100% recycled post-consumer polyester.

### OPTIONS

CMHR filling (fire retardant).

### FABRIC & LEATHER UPHOLSTERY

Please see our Fabric Overview for approved standard fabrics.

[LINK TO OVERVIEW](#)